

**THE PORTUGUESE AMERICAN CITIZENSHIP PROJECT**  
A NON-PARTISAN INITIATIVE TO PROMOTE CITIZENSHIP AND CIVIC INVOLVEMENT



**ESPIRITO SANTO PARISH  
FALL RIVER, MA**

**EVALUATION  
OF  
THE 2007-2008 ELECTIONS**

**March 18, 2008**

**SUPPORTED BY THE**  
**LUSO-AMERICAN**  
**FOUNDATION**

# REPORT CONTENTS

- **STATISTICS AND SUMMARY OF WORK** 3
- **RESULTS** 4
- **RECOMMENDATIONS** 8
- **APPENDIX** 9

## KEY STATISTICS

- **Number of Parishioners: 4,355**
- **Heads of Household registered to vote in Fall River: 1,886 (43% of all parishioners)**
- **All Household Members registered to vote in Fall River: 2,092**
- **Heads of Household voter turnout\* in September 2007 – 46% (citywide turnout 33%)**
- **Heads of Household voter turnout in November 2007 – 49% (citywide turnout 38%)**
- **Heads of Household voter turnout in February 2008 – 50% (citywide turnout 37%)**

## SUMMARY OF WORK

Espirito Santo has been an active participant in the Portuguese American Citizenship Project since the Summer of 2000.

For the Fall 2007 City Elections, as well as the February 2008 Presidential Primary, postcards in Portuguese and English were sent to every registered parish voter reminding them of the date, polling hours, and location of the assigned polling station for the election. Cards were not sent out for February 2008 Presidential Primary Elections.

---

\* Voter turnout is the number of citizens voting in an election divided by the total number of citizens registered to vote. Voter turnout statistics are for Fall River residents only.

## RESULTS

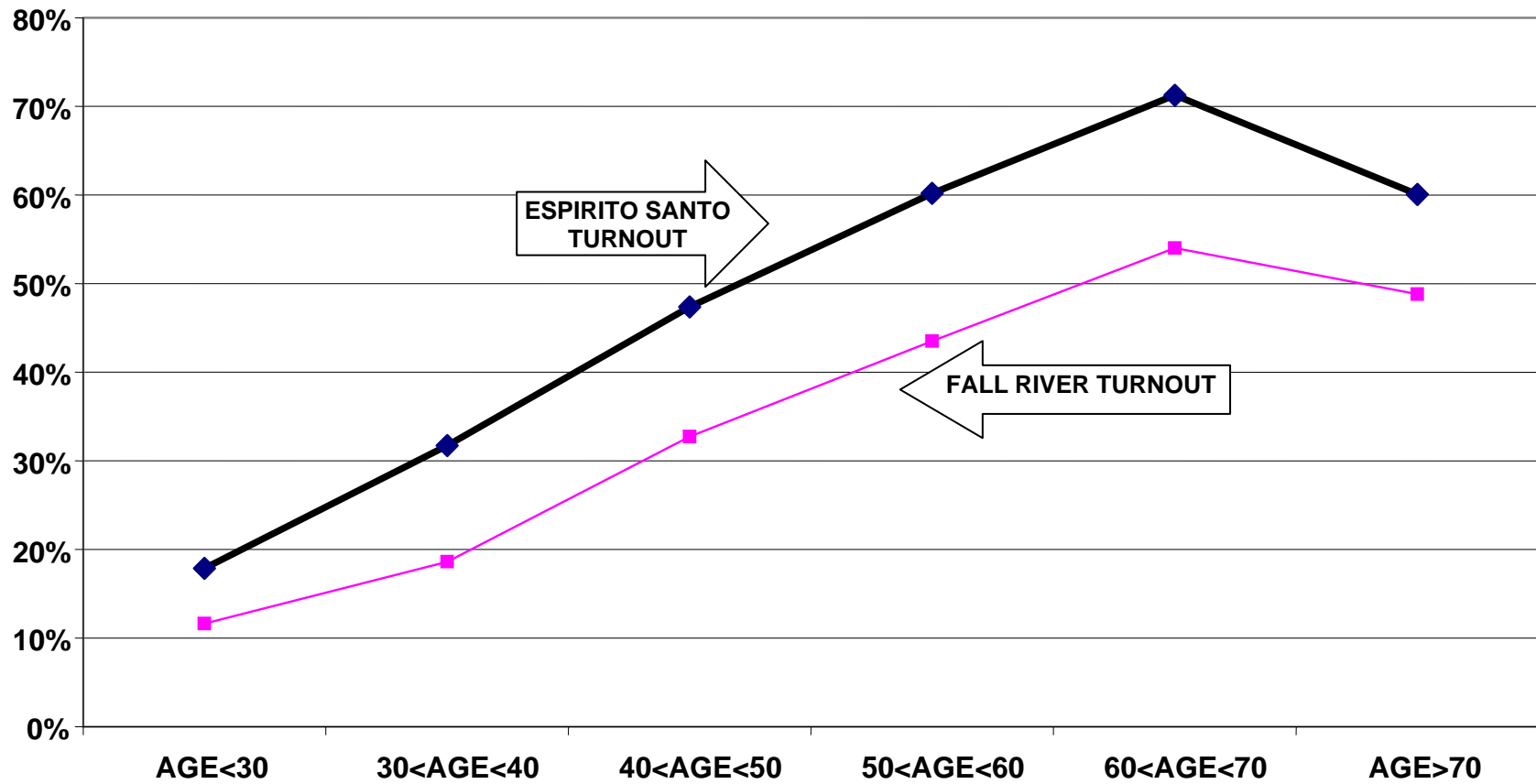
The Espirito Santo voter turnout for the Fall 2007 and February 2008 elections was consistently higher than citywide turnout. Heads of household turnout for the September 2007 City Primary Elections was 46%, as compared to the city turnout of 33%. The Espirito Santo heads of household turnout for the November 2007 General City Elections was 49%, as compared to the city turnout of 38%. Heads of household turnout for the February 2008 Presidential Primary Elections was 50%, as compared to the city turnout of 37%.

Voter turnout is not uniform across age groups. Voters under 30 years of age and even those between 30 and 40 years old had lower turnout rates than the older voters. This is true for the registered voters in the parish and true for the registered voters in the community at large.

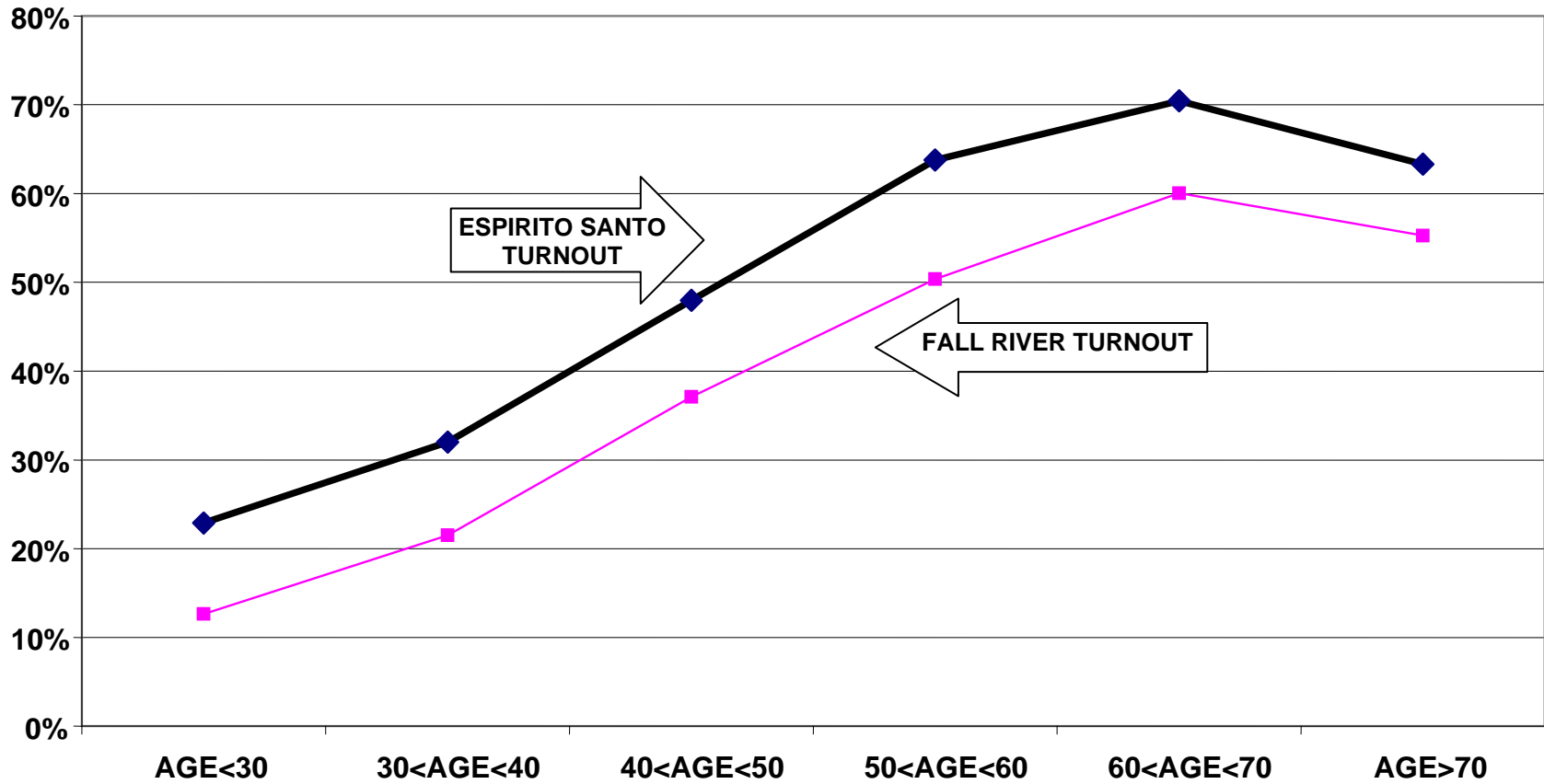
For example, voters under 30 years old associated with the parish had an 18% turnout rate in the September 2007 elections, while voters between 60 and 70 years old had a 71% turnout rate. For the November 2007 elections, the under 30 year old associated parishioners had a 23% turnout rate compared to a 70% turnout rate for voters between 60 and 70 years old. For the February 2008 elections, voters under 30 years old associated with the parish had a 27% turnout rate while voters between 60 and 70 years old had a 68% turnout rate.

The following graphs for the September and November 2007 elections, as well as the February 2008 election, illustrate the relationship between turnout rates and age. These graphs are for all voters associated with the parish, not just the heads of household.

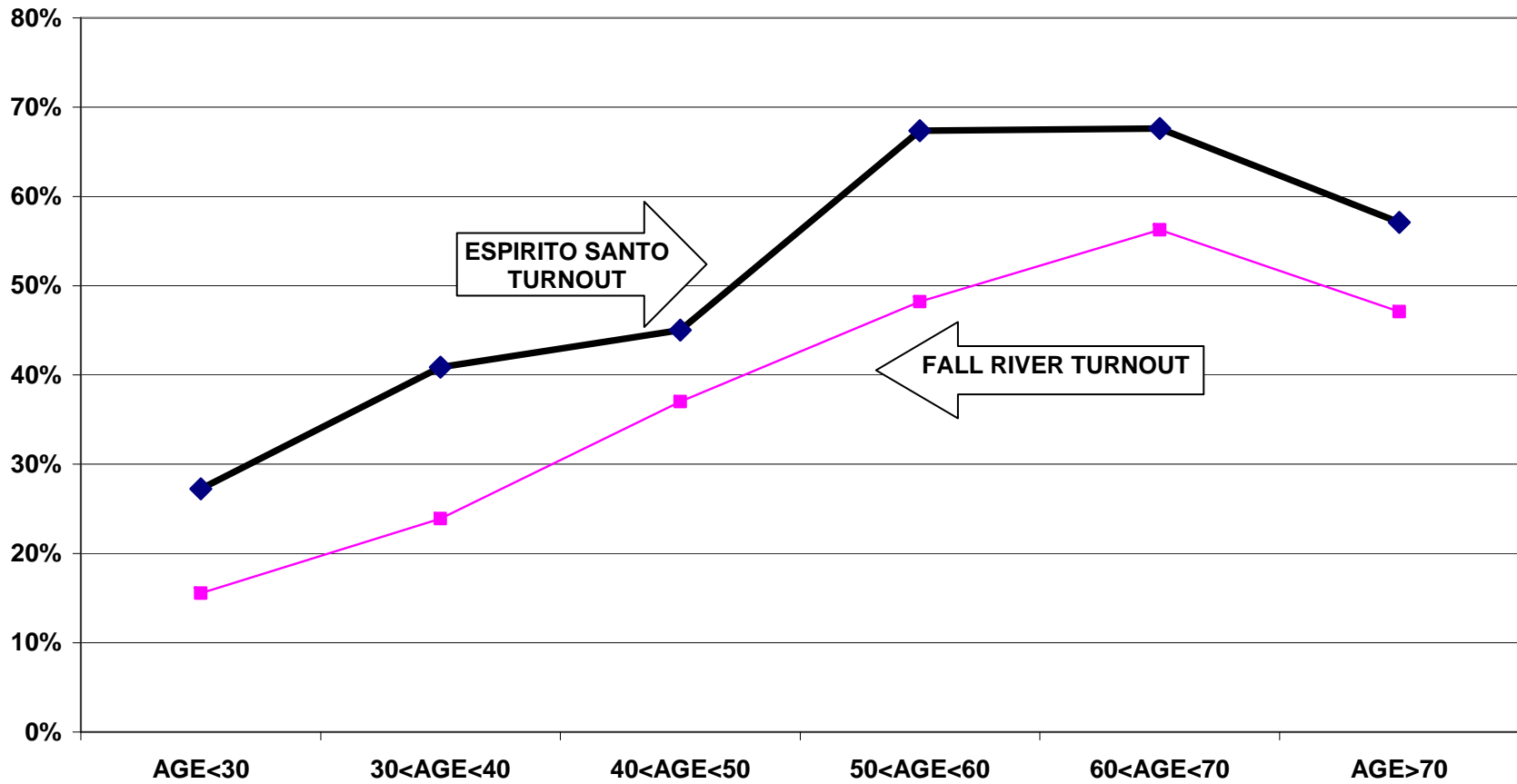
**TURNOUT BY AGE SEPTEMBER 2007  
ESPIRITO SANTO  
ALL HOUSEHOLD MEMBERS**



### TURNOUT BY AGE NOVEMBER 2007 ESPIRITO SANTO ALL HOUSEHOLD MEMBERS



### TURNOUT BY AGE FEBRUARY 2008 ESPIRITO SANTO ALL HOUSEHOLD MEMBERS



## RECOMMENDATIONS

- In order to encourage increased voter registrations and establish a collective commitment to strong voter turnout, Espirito Santo Parish should consider sending letters to every parish family reminding them of the parish's involvement in the Citizenship Project and encouraging voter registration for family members who are citizens but have not yet registered to vote.
- The parish should examine measures to increase voter turnout in the under 30 year old and 30 to 40 year old categories. While low voter turnout rates for those under 40 years old is not a problem unique to Espirito Santo, it is important to discuss ways the parish can address this issue so as to increase their efforts towards faithful citizenship.

# APPENDIX

- Historical Data 10
- Registered Voter Turnout Bar Graph 11
- Difference in Voter Turnout Bar Graph 12
- Voter Registration by Age and Gender Bar Graph 13
- Registered Voters vs. Actual Voters September 2007 Bar Graph 14
- Registered Voters vs. Actual Voters November 2007 Bar Graph 15
- Registered Voters vs. Actual Voters February 2008 Bar Graph 16

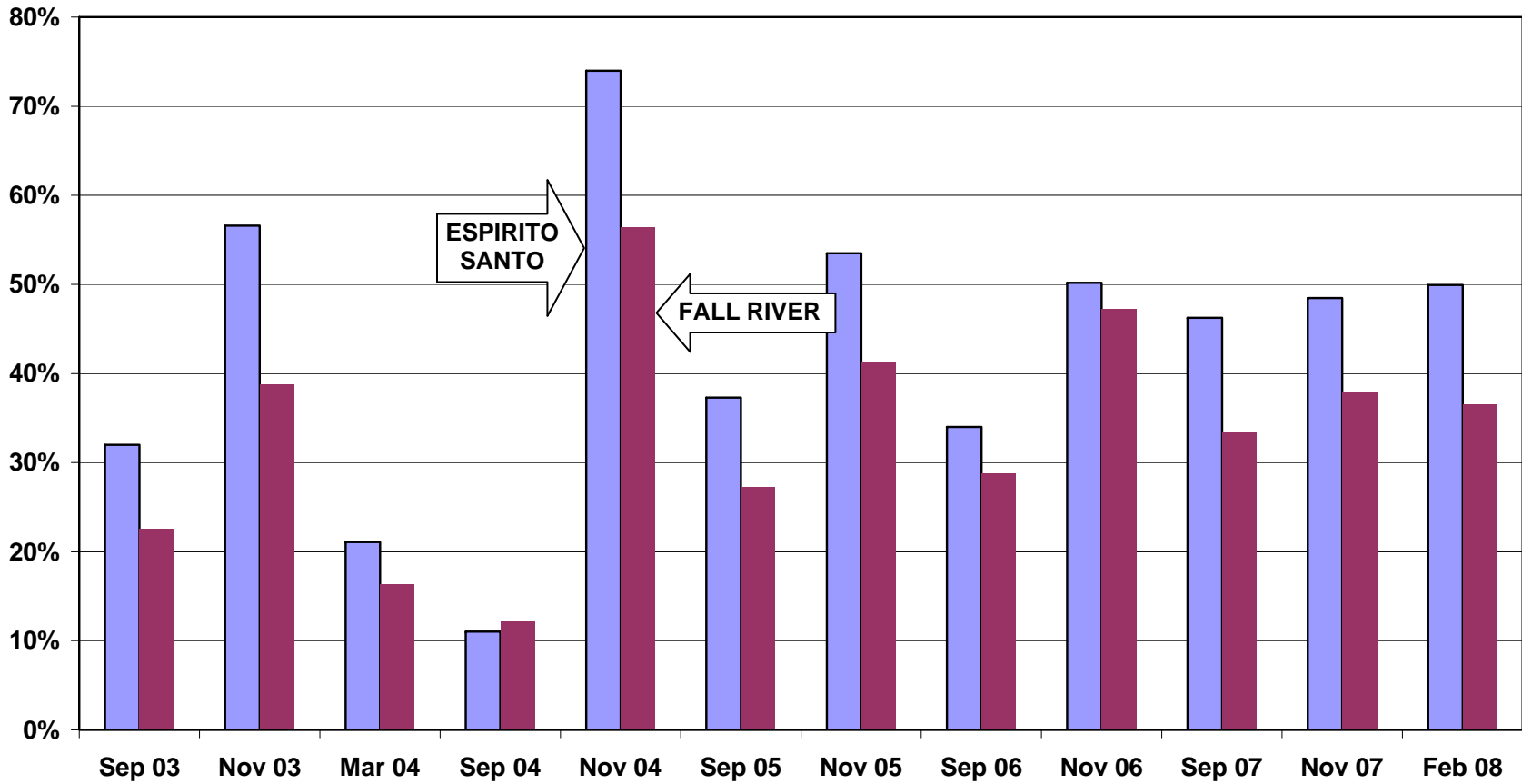
**HISTORICAL DATA: ESPIRITO SANTO  
REGISTRATION - VOTING**

<b>MEMBERS RESIDING IN FALL RIVER</b>	<b>4,355</b>	
<b>MEMBERS REGISTERED TO VOTE IN FALL RIVER</b>	<b>1,886</b>	<b>HEADS OF HOUSEHOLD</b>
	<b>2,092</b>	<b>ALL FAMILY MEMBERS</b>

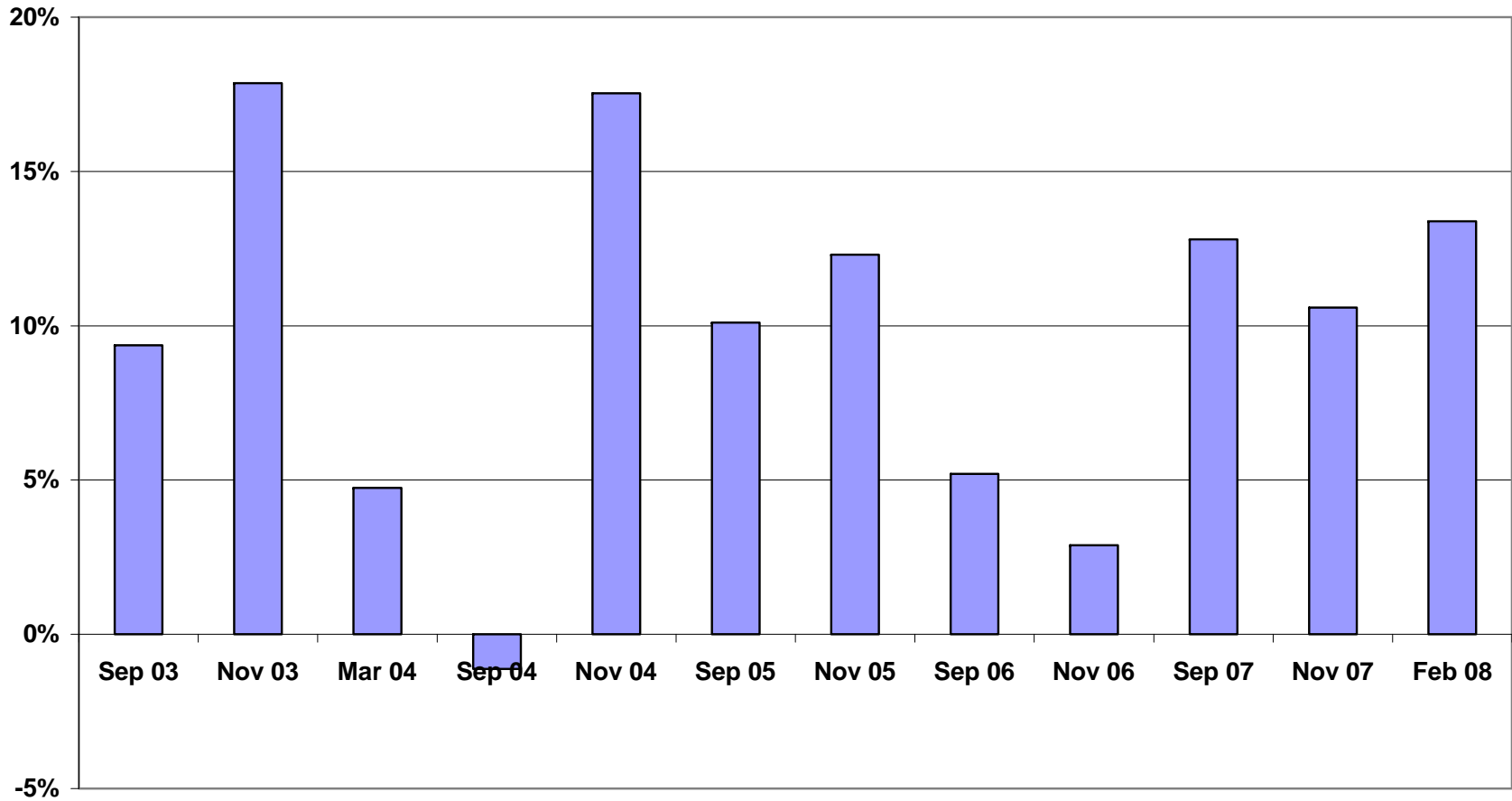
**VOTING PERFORMANCE OF FALL RIVER RESIDENTS**

	<b>HEADS OF HOUSEHOLD</b>	<b>AS PERCENT OF ALL REGISTERED MEMBERS ELIGIBLE TO VOTE</b>	<b>CITYWIDE VOTING HISTORY AS PERCENT OF ALL REGISTERED VOTERS)</b>
		<b>COMPARABLE STATISTICS</b>	
<b>VOTERS SEP 2002</b>	<b>460</b>	<b>33.4%</b>	<b>24.6%</b>
<b>VOTERS NOV 2002</b>	<b>687</b>	<b>49.9%</b>	<b>41.7%</b>
<b>VOTERS SEP 2003</b>	<b>440</b>	<b>32.0%</b>	<b>22.7%</b>
<b>VOTERS NOV 2003</b>	<b>779</b>	<b>56.6%</b>	<b>38.8%</b>
<b>VOTERS MAR 2004</b>	<b>290</b>	<b>21.1%</b>	<b>16.3%</b>
<b>VOTERS SEP 2004</b>	<b>152</b>	<b>11.0%</b>	<b>12.2%</b>
<b>VOTERS NOV 2004</b>	<b>1018</b>	<b>74.0%</b>	<b>56.4%</b>
<b>VOTERS SEP 2005</b>	<b>585</b>	<b>37.3%</b>	<b>27.1%</b>
<b>VOTERS NOV 2005</b>	<b>839</b>	<b>53.5%</b>	<b>41.2%</b>
<b>VOTERS SEP 2006</b>	<b>633</b>	<b>34.0%</b>	<b>28.8%</b>
<b>VOTERS NOV 2006</b>	<b>958</b>	<b>50.2%</b>	<b>47.3%</b>
<b>VOTERS SEP 2007</b>	<b>872</b>	<b>46.2%</b>	<b>33.4%</b>
<b>VOTERS NOV 2007</b>	<b>914</b>	<b>48.5%</b>	<b>37.9%</b>
<b>VOTERS FEB 2008</b>	<b>942</b>	<b>49.9%</b>	<b>36.6%</b>

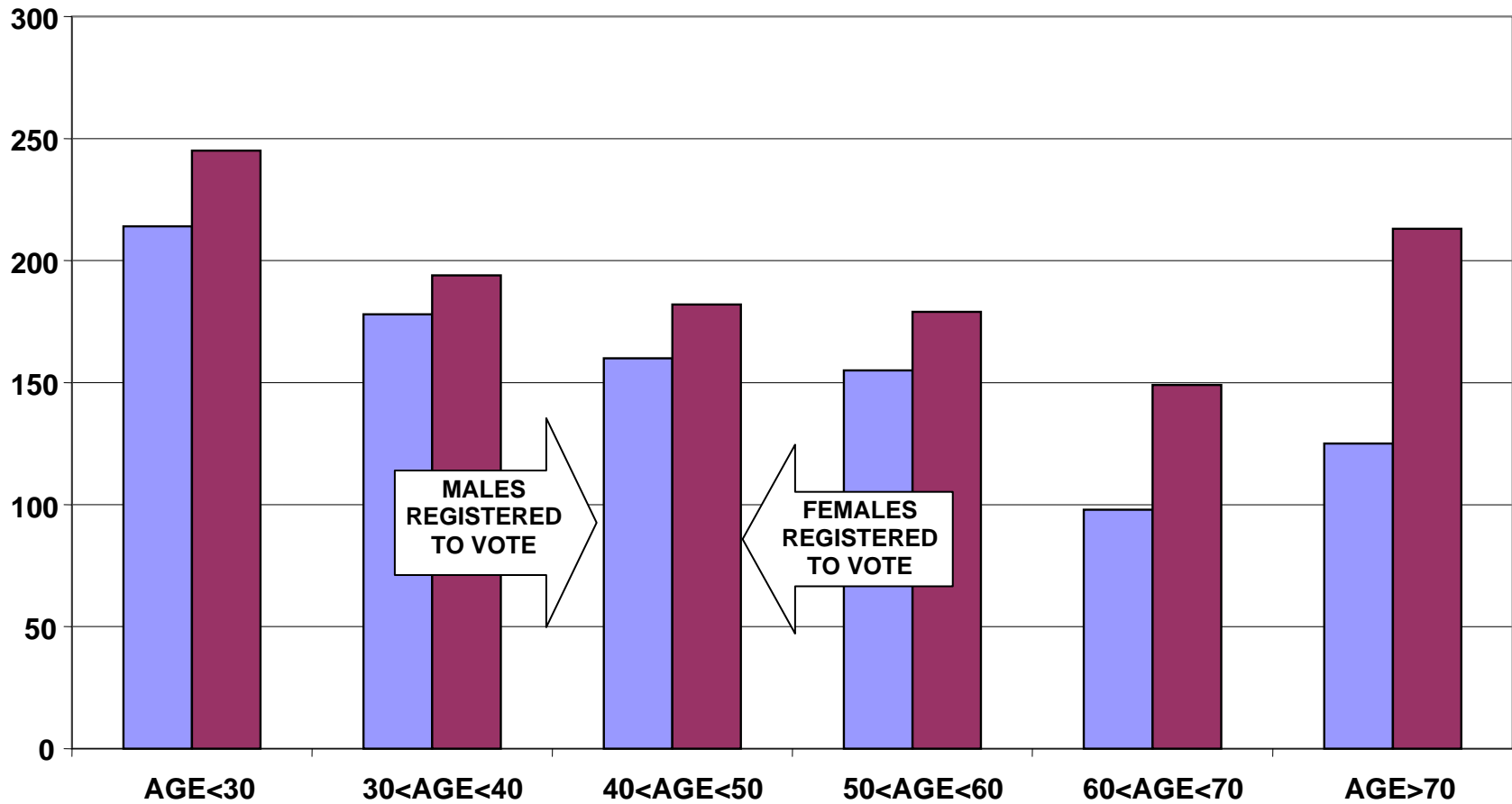
### REGISTERED VOTER TURNOUT COMPARISON BETWEEN FALL RIVER AND ESPIRITO SANTO HEADS OF HOUSEHOLD



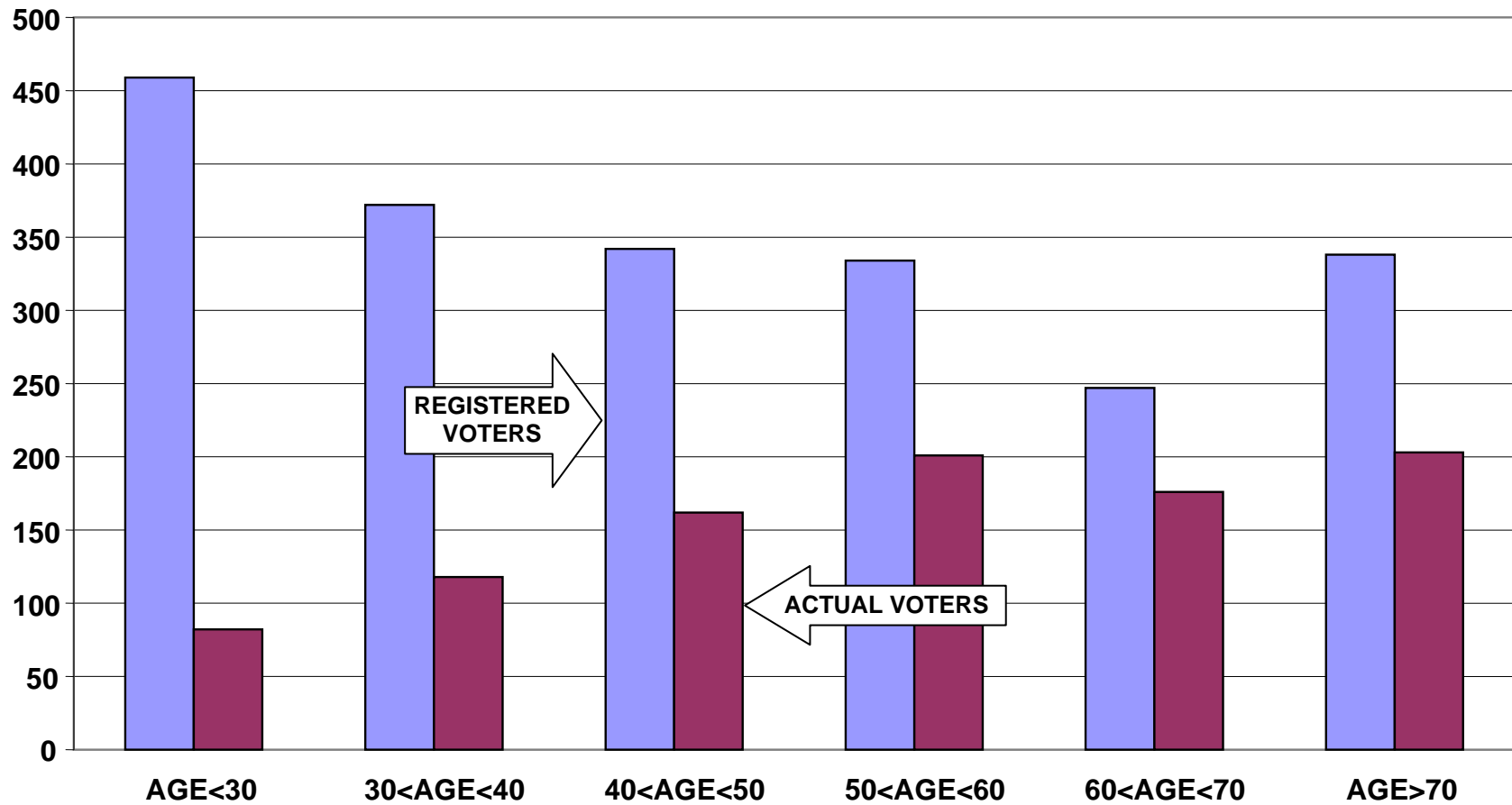
### DIFFERENCE IN VOTER TURNOUT BETWEEN ESPIRITO SANTO VOTERS AND FALL RIVER VOTERS HEADS OF HOUSEHOLD



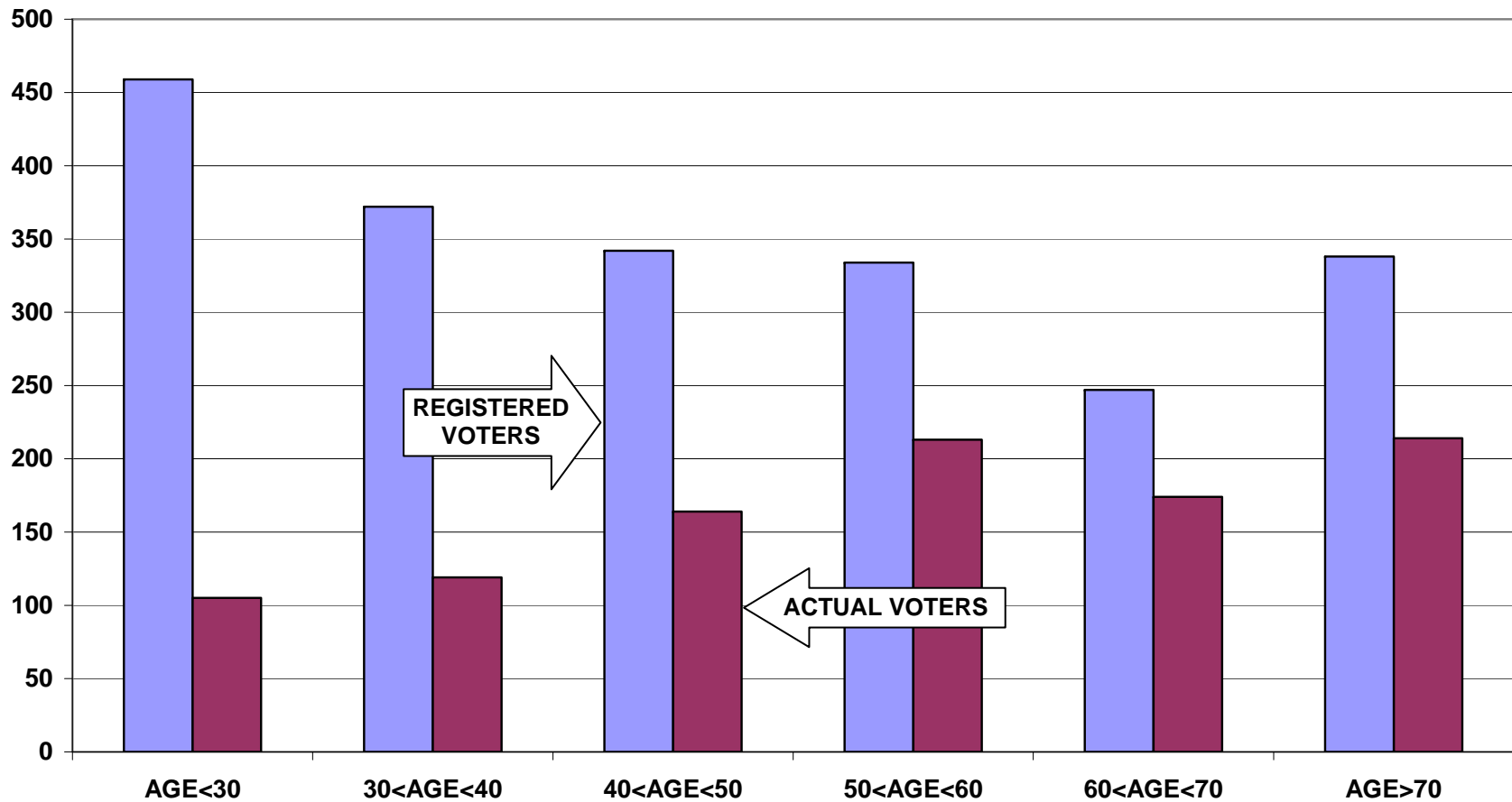
### VOTER REGISTRATION BY AGE AND GENDER ESPIRITO SANTO ALL HOUSEHOLD MEMBERS



**REGISTERED VOTERS VERSUS ACTUAL VOTERS SEPTEMBER 2007  
ESPIRITO SANTO  
ALL HOUSEHOLD MEMBERS**



**REGISTERED VOTERS VERSUS ACTUAL VOTERS NOVEMBER 2007  
ESPIRITO SANTO  
ALL HOUSEHOLD MEMBERS**



**REGISTERED VOTERS VERSUS ACTUAL VOTERS FEBRUARY 2008**  
**ESPIRITO SANTO**  
**ALL HOUSEHOLD MEMBERS**

