

**THE PORTUGUESE AMERICAN CITIZENSHIP PROJECT**  
A NON-PARTISAN INITIATIVE TO PROMOTE CITIZENSHIP AND CIVIC INVOLVEMENT



**OUR LADY OF FATIMA  
ELIZABETH, NEW JERSEY**

**EVALUATION OF  
2006 ELECTIONS**

**August 1, 2007**

SUPPORTED BY THE  
LUSO-AMERICAN  
FOUNDATION

# REPORT CONTENTS

- **STATISTICS AND SUMMARY OF WORK** 3
- **RESULTS** 4
- **RECOMMENDATIONS** 7
- **APPENDIX** 8

## KEY STATISTICS

- **Number of Members In New Jersey: 4,765**
- **Heads of Household registered to vote in Union County: 1,363**
- **All Household Members registered to vote in Union County: 2,053**
- **Heads of Household registered to vote in Elizabeth: 754**
- **All Household Members registered to vote in Elizabeth: 1,137**
- **Heads of Household voter turnout\* in September 2006 – 41% (city-wide turnout 22%)**
- **Heads of Household voter turnout in November 2006 – 48% (city-wide turnout 37%)**

## SUMMARY OF WORK

Our Lady of Fatima has been an active participant in the Portuguese American Citizenship Project since late 2002.

For the September 2006 Primary Elections and the November 2006 General Elections, postcards in Portuguese and English were sent to every registered voter in the parish reminding them of the date, polling hours, and location of the assigned polling station for each election.

---

\* Voter turnout is the number of citizens voting in an election divided by the total number of citizens registered to vote. Voter turnout graphs for each election is based on Elizabeth city residents only.

## RESULTS

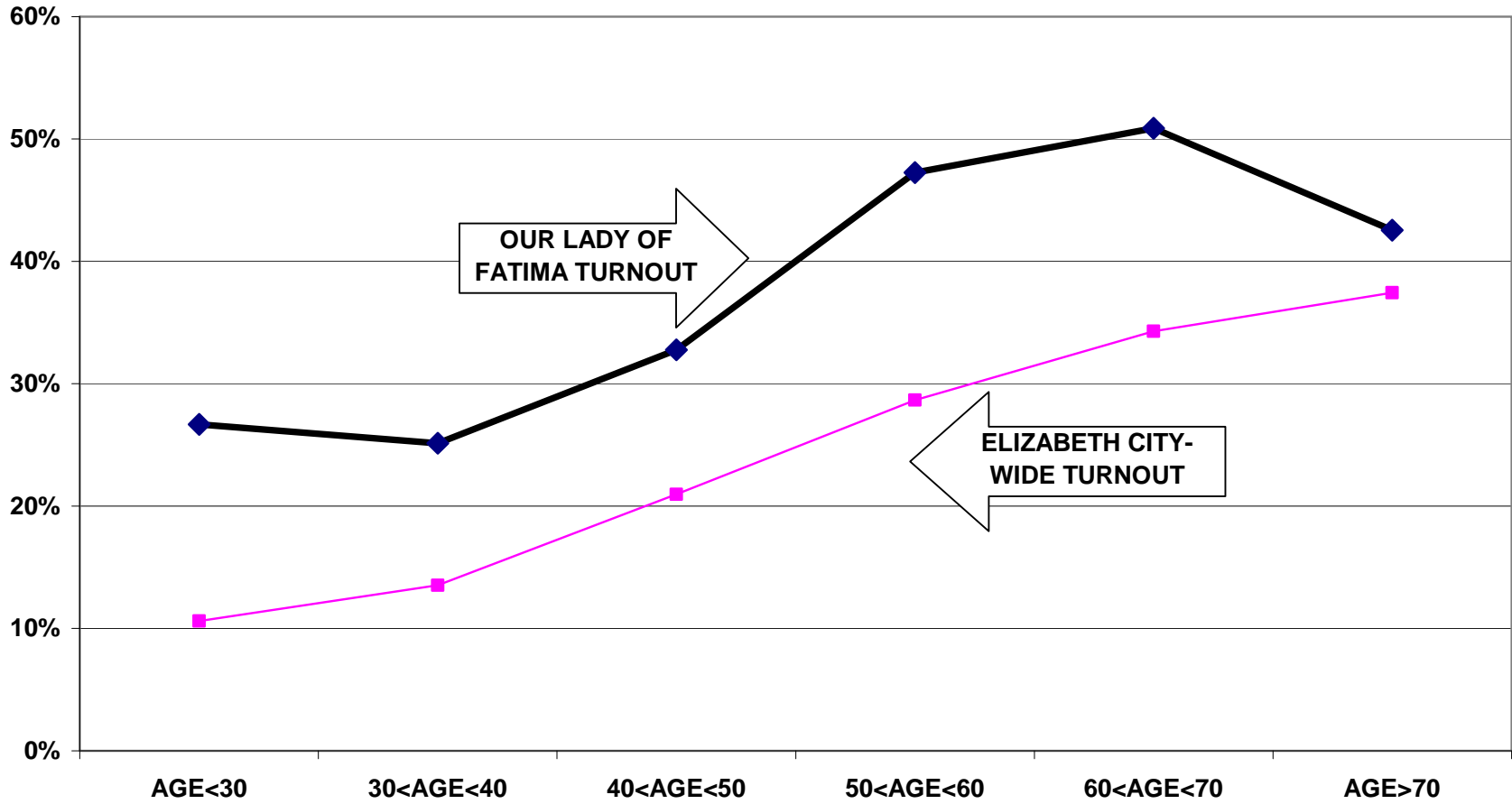
Our Lady of Fatima's heads of household voter turnout was higher in the citywide turnout in the September 2006 Primary Election and in the November 2006 General Election. Heads of household turnout for the September 2006 Primary Elections was 41%, as compared to the city turnout of 22%. Our Lady of Fatima heads of household turnout for the November 2006 General Election was 48%, as compared to the city turnout of 37%.

Voter turnout is not uniform across age groups. Voters under 30 years of age and even those between 30 and 40 years old had lower turnout rates than the older voters. This is true for the registered voters in the parish and true for the registered voters in the community at large.

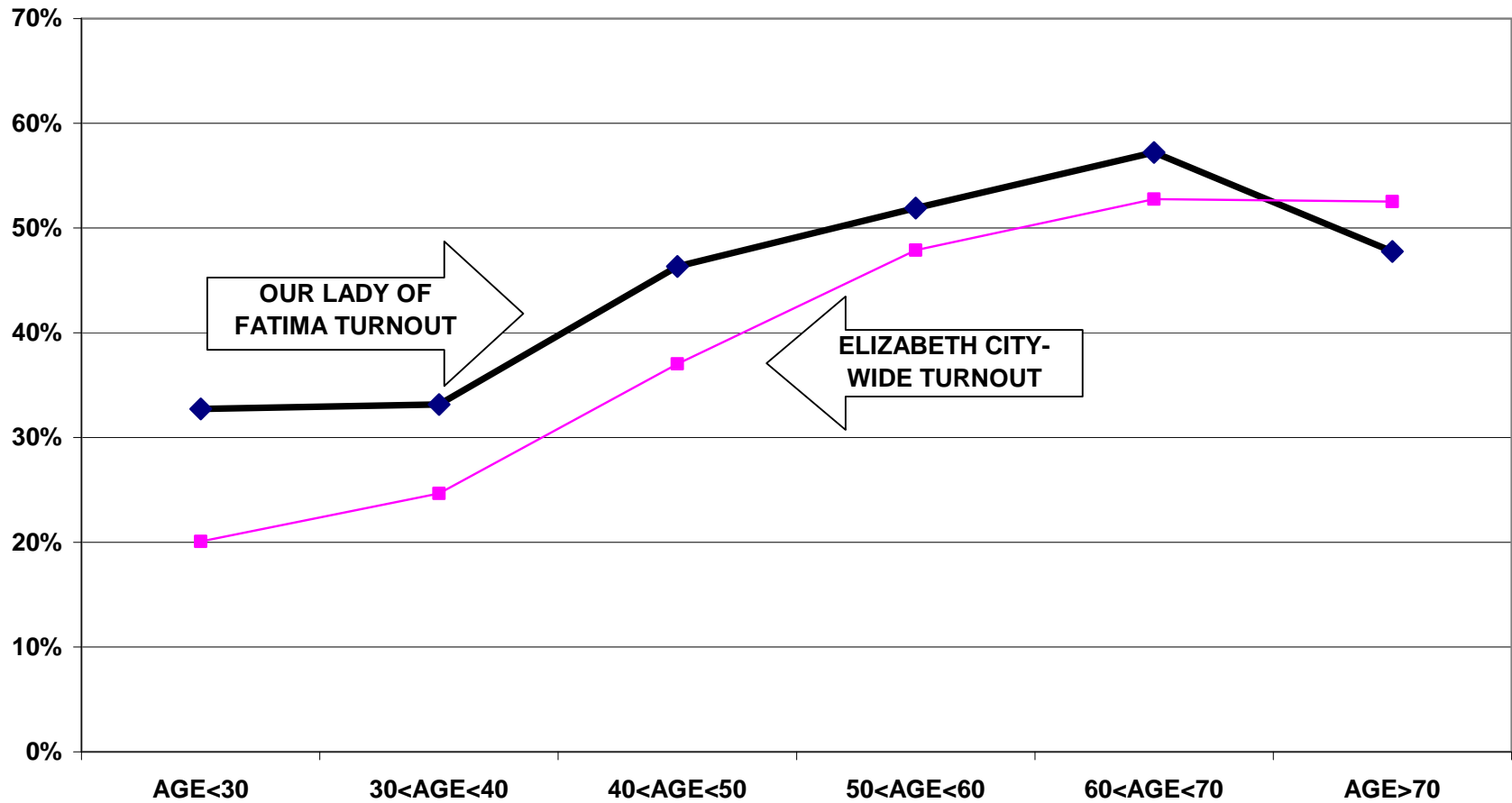
For example, among all registered voters associated with the parish, voters under 30 years old had a 27% turnout rate in the September 2006 elections while those between 60 and 70 years old had a 51% turnout rate. For the November 2006 elections, the under 30 years old associated voters had a 33% turnout rate, compared to a 57% turnout rate for voters between 60 and 70 years old.

The following graphs for the September and November 2006 elections illustrate the relationship between turnout rates and age. These graphs refer to all family members associated with the parish, not just heads of household.

### TURNOUT BY AGE SEPTEMBER 2006 OUR LADY OF FATIMA ALL HOUSEHOLD MEMBERS



### TURNOUT BY AGE NOVEMBER 2006 OUR LADY OF FATIMA ALL HOUSEHOLD MEMBERS



## RECOMMENDATIONS

- The parish should examine ways to increase its overall voter turnout rate. While the parishioners have generally outvoted the city overall, the difference between Our Lady of Fatima's turnout and the Elizabeth city turnout is growing smaller. Also, among the parishioners, older voters consistently outvote younger voters. This issue should be addressed so as to increase voting turnout for the younger age groups.
- In order to encourage increased voter registrations and revive parish commitment to strong voter turnout, the parish should consider sending letters to every parish family reminding them of the group's involvement in the Citizenship Project and encouraging voter registration for members who are citizens but have not yet registered.

# APPENDIX

- Historical Data 9
- Registered Voter Turnout Bar Graph 10
- Difference in Voter Turnout Bar Graph 11
- Registered Voters vs. Actual Voters September 2006 Bar Graph 12
- Registered Voters vs. Actual Voters November 2006 Bar Graph 13

**HISTORICAL DATA: OUR LADY OF FATIMA  
REGISTRATION - VOTING**

<b>ALL PARISHIONERS IN NEW JERSEY</b>	<b>4,765</b>	
<b>PARISHIONERS REGISTERED TO VOTE IN UNION</b>	<b>1,363</b>	<b>HEADS OF HOUSEHOLD</b>
	<b>2,053</b>	<b>ALL FAMILY MEMBERS</b>
<b>PARISHONERS REGISTERED TO VOTE IN ELIZABETH</b>	<b>754</b>	<b>HEADS OF HOUSEHOLD</b>
	<b>1,137</b>	<b>ALL FAMILY MEMBERS</b>

**VOTING PERFORMANCE OF  
CITY OF ELIZABETH RESIDENTS**

**VOTING PARISHIONERS  
(ELIZABETH)**

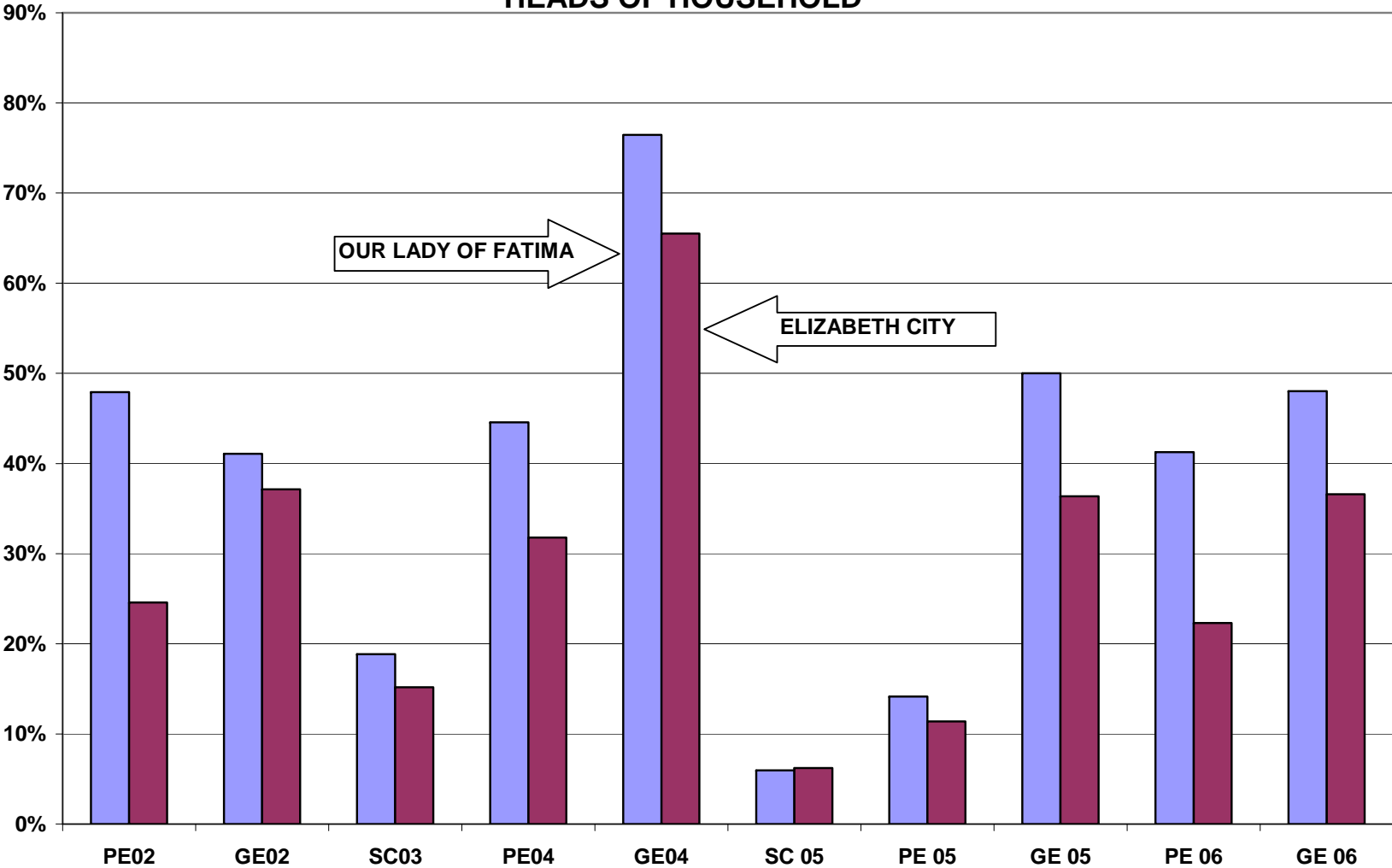
**AS PERCENT OF  
REGISTERED PARISHIONERS  
ELIGIBLE TO VOTE**

**CITY WIDE VOTING HISTORY  
(AS PERCENT OF ALL  
REGISTERED VOTERS)**

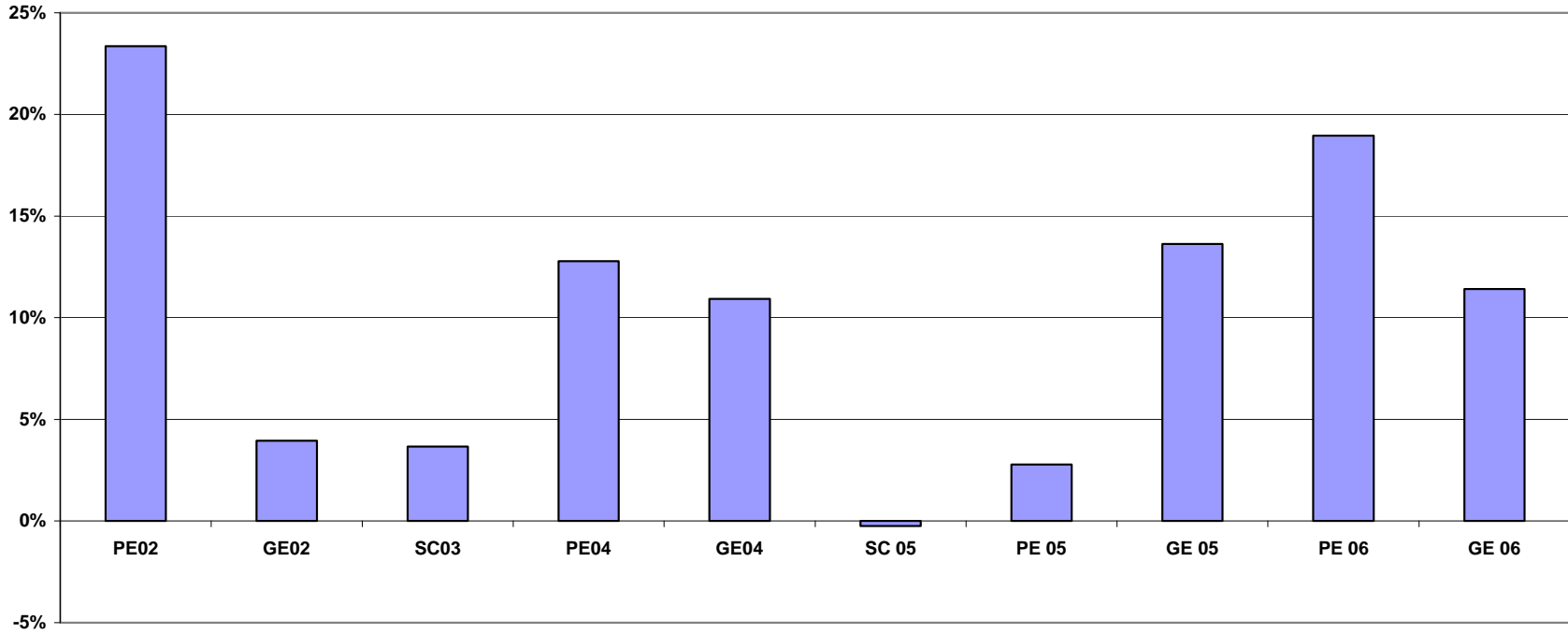
<b>PRIMARY ELEC 2002</b>	<b>357</b>
<b>GENERAL ELEC 2002</b>	<b>309</b>
<b>CITY ELEC 2003</b>	<b>144</b>
<b>PRIMARY ELEC 2004</b>	<b>348</b>
<b>GENERAL ELEC 2004</b>	<b>607</b>
<b>CITY ELEC 2005</b>	<b>98</b>
<b>PRIMARY ELEC 2005</b>	<b>109</b>
<b>GENERAL ELEC 2005</b>	<b>385</b>
<b>PRIMARY ELEC 2006</b>	<b>311</b>
<b>GENERAL ELEC 2006</b>	<b>362</b>

<b>COMPARABLE STATISTICS</b>		
	<b>48 %</b>	<b>25 %</b>
	<b>41 %</b>	<b>37 %</b>
	<b>19 %</b>	<b>15 %</b>
	<b>45 %</b>	<b>32 %</b>
	<b>76 %</b>	<b>66 %</b>
	<b>6 %</b>	<b>6 %</b>
	<b>14 %</b>	<b>11 %</b>
	<b>50 %</b>	<b>36 %</b>
	<b>41 %</b>	<b>22 %</b>
	<b>48 %</b>	<b>37 %</b>

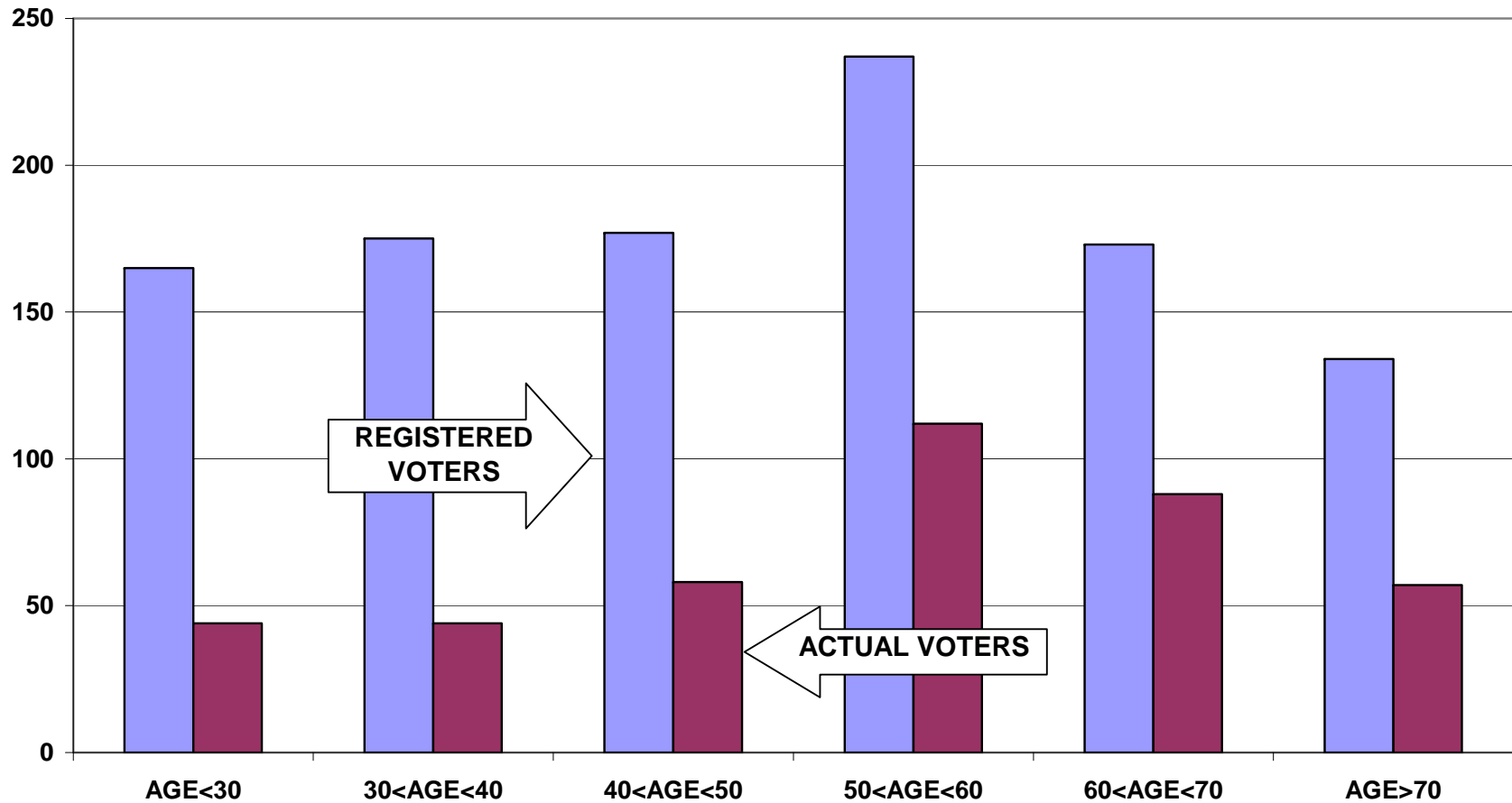
### REGISTERED VOTER TURNOUT COMPARISON OF ELIZABETH CITY AND OUR LADY OF FATIMA HEADS OF HOUSEHOLD



**DIFFERENCE IN VOTER TURNOUT BETWEEN  
OUR LADY OF FATIMA VOTERS AND ELIZABETH CITY VOTERS  
HEADS OF HOUSEHOLD**



**REGISTERED VOTERS VERSUS ACTUAL VOTERS SEPTEMBER 2006  
OUR LADY OF FATIMA  
ALL HOUSEHOLD MEMBERS**



**REGISTERED VOTERS VERSUS ACTUAL VOTERS NOVEMBER 2006**  
**OUR LADY OF FATIMA**  
**ALL HOUSEHOLD MEMBERS**

