

**The Portuguese American Citizenship Project**

**A non-partisan initiative to promote citizenship and civic involvement**

**CASA DOS ACORES  
STATE OF RHODE ISLAND  
EVALUATION  
OF  
THE 2006 ELECTIONS**

**June 25, 2007**

supported by the

**LUSO-AMERICAN**  
**FOUNDATION**

## **SUMMARY OF STATISTICS**

There are an estimated 371 members of Casa dos Acores, counting heads of household and spouses who reside in the state of Rhode Island.

As of May 2007, forty-seven percent of the heads of household members residing in the state of Rhode Island – 175 members – have been identified as registered to vote. If all members of the households are counted - that is adult children and seniors not listed as heads of household - there are an estimated total of 220 registered voters affiliated with the organization.

As shown in Part I, voter turnout for Casa dos Acores exceeds the state of Rhode Island average. The Casa dos Acores heads of household turnout for the November 2006 General Elections was 73 percent, as compared to the state of Rhode Island turnout of 57 percent.

Part II contains graphs on turnout rate by age. Voter turnout is not uniform through the age groups. In the November 2006 General Elections, the voter turnout of all Casa dos Acores voters generally increased with age. For example, voters between 30 and 40 years old had a 33 percent turnout in the November 2006 elections, while voters between 50 and 60 years old had a 73 percent turnout.

**CASA DOS ACORES  
REGISTRATION - VOTING**

**MEMBERS 371**

**MEMBERS REGISTERED  
TO VOTE IN STATE OF RHODE ISLAND 175 HEADS OF HOUSEHOLD**

**220 ALL FAMILY MEMBERS**

**VOTING PERFORMANCE OF RHODE ISLAND RESIDENTS ONLY**

	<b>MEMBERS VOTING</b>	<b>AS PERCENT OF ALL REGISTERED MEMBERS ELIGIBLE TO VOTE</b>	<b>STATE WIDE VOTING HISTORY AS PERCENT OF ALL REGISTERED VOTERS)</b>
		<b>COMPARABLE STATISTICS</b>	
<b>VOTERS MAR 2000</b>	<b>32</b>	<b>21.6%</b>	<b>14.1%</b>
<b>VOTERS SEP 2000</b>	<b>41</b>	<b>26.6%</b>	<b>13.3%</b>
<b>VOTERS NOV 2000</b>	<b>55</b>	<b>35.0%</b>	<b>58.6%</b>
<b>VOTERS SEP 2002</b>	<b>100</b>	<b>59.2%</b>	<b>19.0%</b>
<b>VOTERS NOV 2002</b>	<b>123</b>	<b>72.8%</b>	<b>52.3%</b>
<b>VOTERS MAR 2004</b>	<b>16</b>	<b>9.2%</b>	<b>4.9%</b>
<b>VOTERS SEP 2004</b>	<b>38</b>	<b>21.2%</b>	<b>10.9%</b>
<b>VOTERS NOV 2004</b>	<b>148</b>	<b>82.7%</b>	<b>59.0%</b>
<b>VOTERS SEP 2006</b>	<b>58</b>	<b>33.1%</b>	<b>22.5%</b>
<b>VOTERS NOV 2006</b>	<b>127</b>	<b>72.6%</b>	<b>57.2%</b>

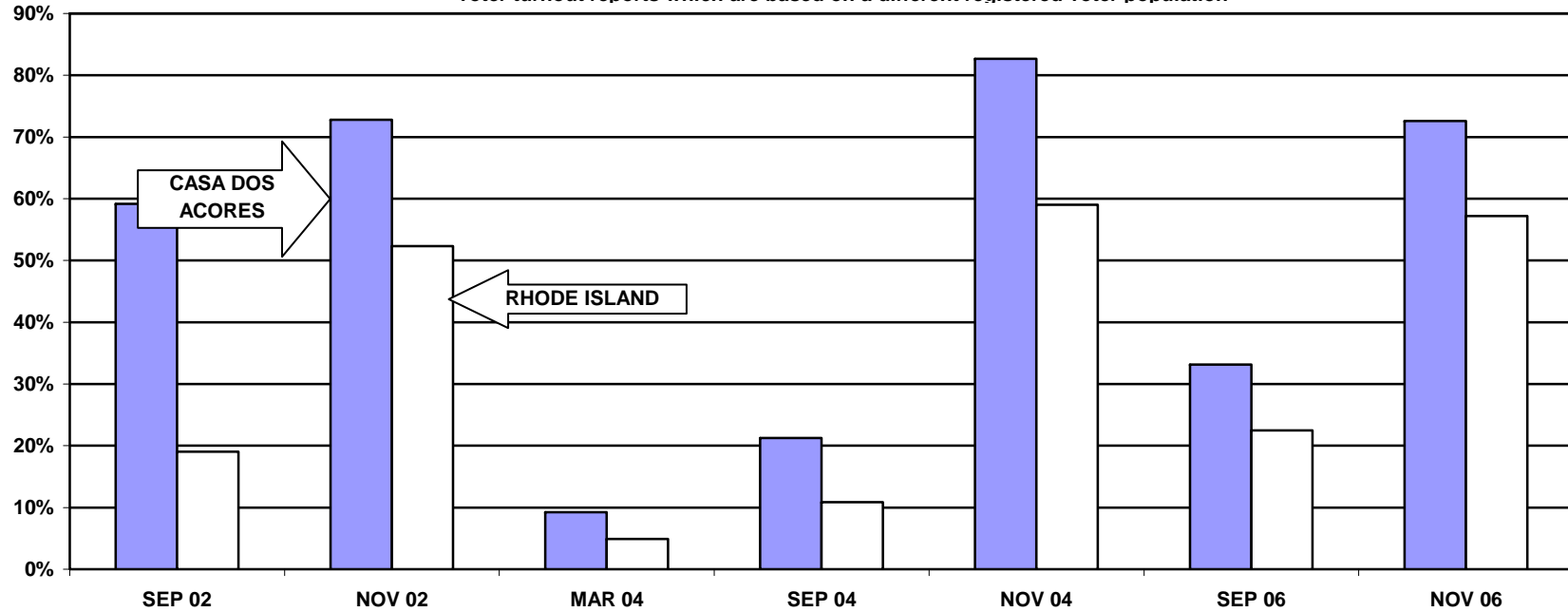
**Note: Voting statistics for all elections are based only on voters registered as of May 2007. These statistics cannot be compared to official voter turnout reports which are based on a different registered voter population.**

**PART I.**

**CASA DOS ACORES HEADS OF HOUSEHOLD TURNOUT  
COMPARED TO THE STATE**

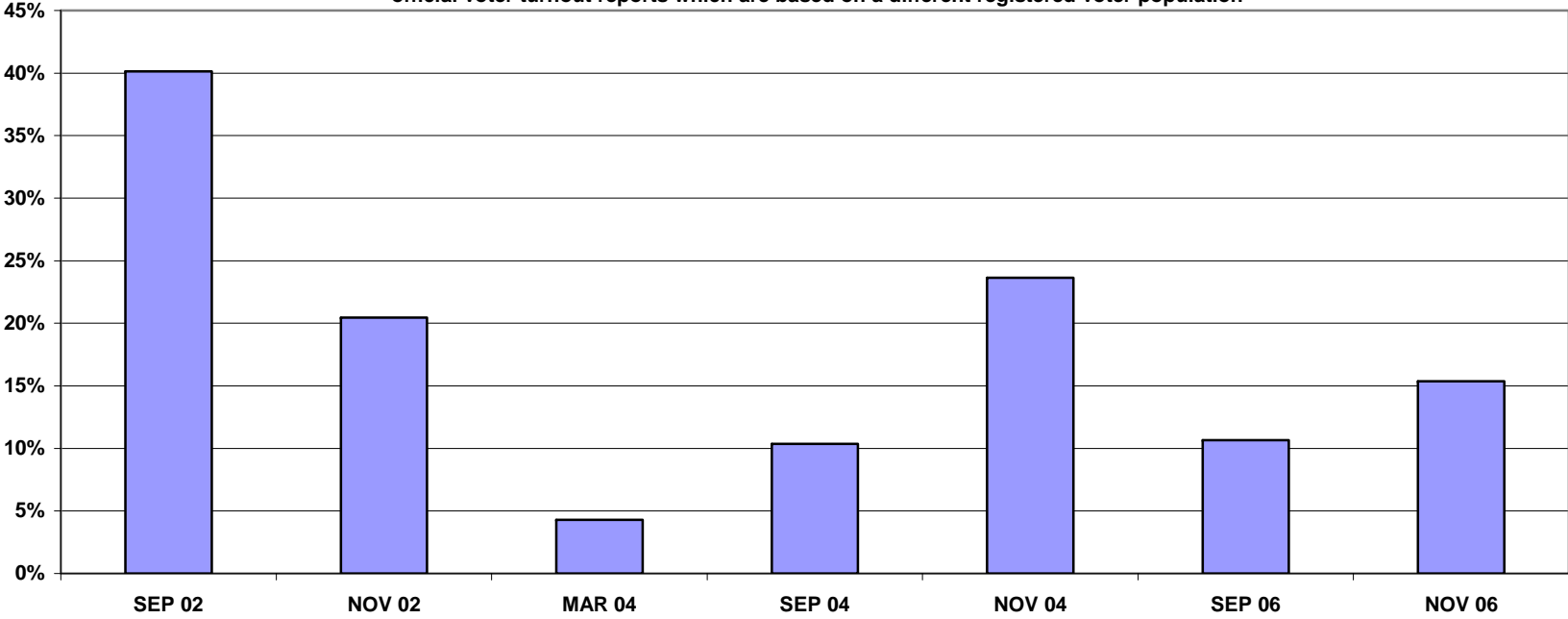
## CASA DOS ACORES VOTER TURNOUT

Note: Voting statistics for all elections are based only on voters registered as of May 2007. These statistics cannot be compared to official voter turnout reports which are based on a different registered voter population



**CASA DOS ACORES  
DIFFERENCE BETWEEN MEMBER TURNOUT AND CITY AVERAGE**

Note: Voting statistics for all elections are based only on voters registered as of May 2007. These statistics cannot be compared to official voter turnout reports which are based on a different registered voter population

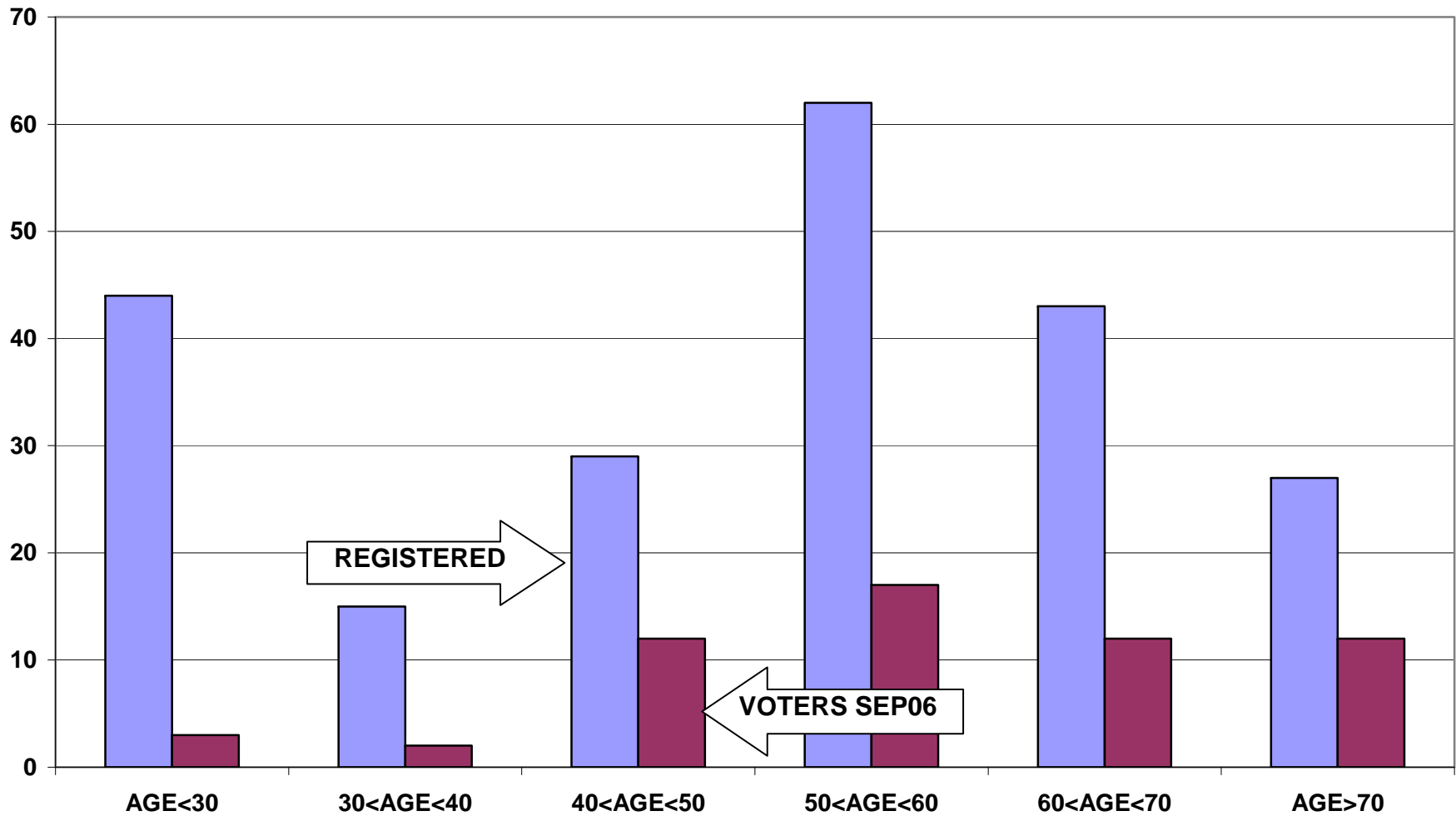


**PART II.**

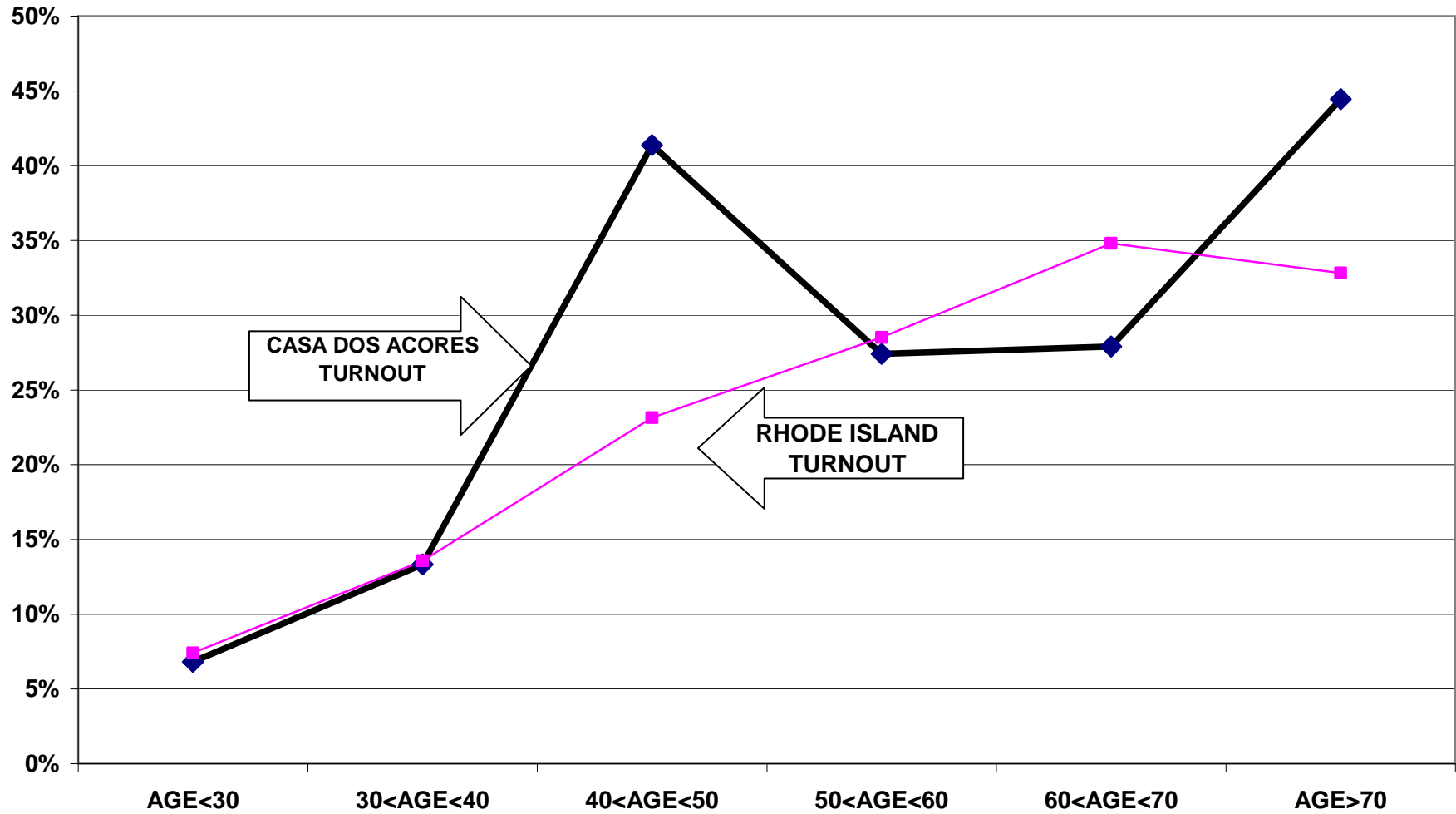
**ALL VOTERS ASSOCIATED WITH  
CASA DOS ACORES:**

**TURNOUT GRAPHS BY AGE**

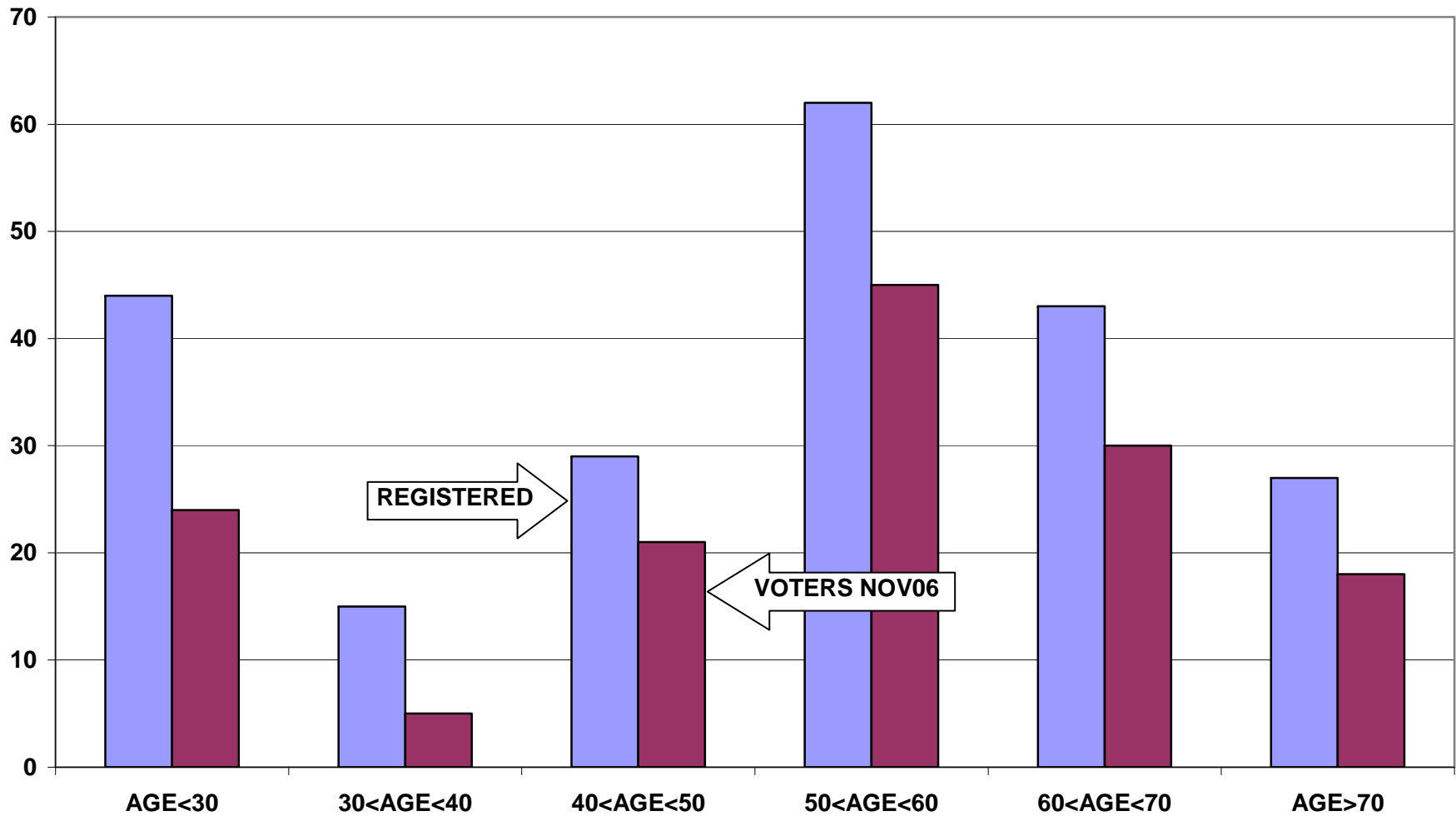
# CASA DOS ACORES, STATE OF RHODE ISLAND REGISTERED VOTERS VERSUS VOTERS SEP06



# CASA DOS ACORES, STATE OF RHODE ISLAND TURNOUT SEP06 TURNOUT BY AGE



# CASA DOS ACORES, STATE OF RHODE ISLAND REGISTERED VOTERS VERSUS VOTERS NOV06



# CASA DOS ACORES, STATE OF RHODE ISLAND TURNOUT NOV06 TURNOUT BY AGE

